

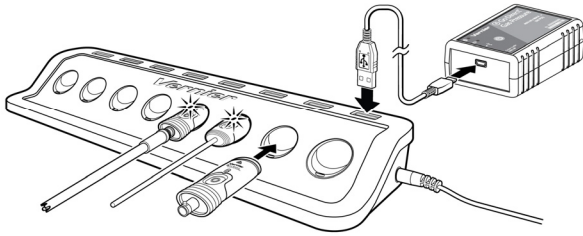
---

## Vernier Go Direct® Charge Station

Order Code GDX-CRG

### Charging Instructions

Connect one or more supported Go Direct® devices or Go Wireless sensors to the Go Direct Charge Station. Charge the devices as recommended in each sensor's user manual.



### Charging Indicator

The charging indicator on each sensor is used to determine the charging status for each sensor. For charging LED behavior specific to your sensor, refer to the sensor's user manual.

### Precautions and Operational Tips

- You can charge devices for any amount of time, even for a few minutes between classes.
- Never insert metal objects into the charging slots.
- The Charge Station is not water resistant and should not be exposed to a wet environment.
- Do not insert a wet device into the Charge Station.
- Use only the power adapter provided with this unit.

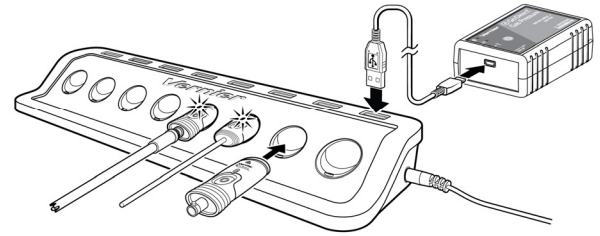
---

## Vernier Go Direct® Charge Station

Order Code GDX-CRG

### Charging Instructions

Connect one or more supported Go Direct® devices or Go Wireless sensors to the Go Direct Charge Station. Charge the devices as recommended in each sensor's user manual.



### Charging Indicator

The charging indicator on each sensor is used to determine the charging status for each sensor. For charging LED behavior specific to your sensor, refer to the sensor's user manual.

### Precautions and Operational Tips

- You can charge devices for any amount of time, even for a few minutes between classes.
- Never insert metal objects into the charging slots.
- The Charge Station is not water resistant and should not be exposed to a wet environment.
- Do not insert a wet device into the Charge Station.
- Use only the power adapter provided with this unit.

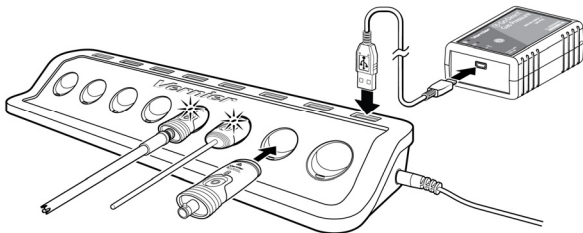
---

## Vernier Go Direct® Charge Station

Order Code GDX-CRG

### Charging Instructions

Connect one or more supported Go Direct® devices or Go Wireless sensors to the Go Direct Charge Station. Charge the devices as recommended in each sensor's user manual.



### Charging Indicator

The charging indicator on each sensor is used to determine the charging status for each sensor. For charging LED behavior specific to your sensor, refer to the sensor's user manual.

### Precautions and Operational Tips

- You can charge devices for any amount of time, even for a few minutes between classes.
- Never insert metal objects into the charging slots.
- The Charge Station is not water resistant and should not be exposed to a wet environment.
- Do not insert a wet device into the Charge Station.
- Use only the power adapter provided with this unit.

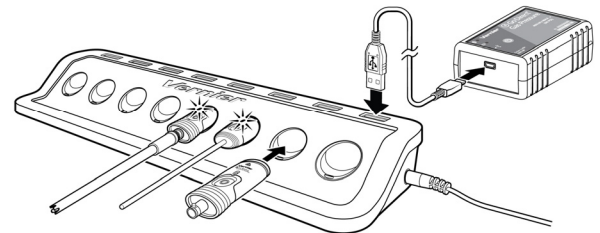
---

## Vernier Go Direct® Charge Station

Order Code GDX-CRG

### Charging Instructions

Connect one or more supported Go Direct® devices or Go Wireless sensors to the Go Direct Charge Station. Charge the devices as recommended in each sensor's user manual.



### Charging Indicator

The charging indicator on each sensor is used to determine the charging status for each sensor. For charging LED behavior specific to your sensor, refer to the sensor's user manual.

### Precautions and Operational Tips

- You can charge devices for any amount of time, even for a few minutes between classes.
- Never insert metal objects into the charging slots.
- The Charge Station is not water resistant and should not be exposed to a wet environment.
- Do not insert a wet device into the Charge Station.
- Use only the power adapter provided with this unit.

## Disposal Instruction

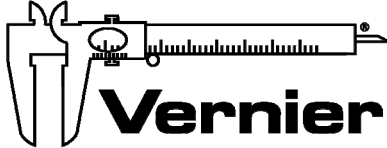
When disposing of this electronic product, do not treat it as household waste. Its disposal is subject to regulations that vary by country and region. This item should be given to an applicable collection point for the recycling of electrical and electronic equipment. By ensuring that this product is disposed of correctly, you help prevent potential negative consequences on human health or on the environment. The recycling of materials will help to conserve natural resources. For more detailed information about recycling this product, contact your local city office or your disposal service.



The symbol, shown here, indicates that this product must not be disposed of in a standard waste container.

## Warranty

Vernier warrants this product to be free from defects in materials and workmanship for a period of five years from the date of shipment to the customer. This warranty does not cover damage to the product caused by abuse or improper use.



**MEASURE. ANALYZE. LEARN.™**

**Vernier Software & Technology**  
13979 SW Millikan Way • Beaverton, OR 97005-2886  
Toll Free (888) 837-6437 • (503) 277-2299 • Fax (503) 277-2440  
info@vernier.com • www.vernier.com

Rev. 04/02/18

Go Direct and Go Wireless shown are our trademarks or registered trademarks in the United States. All other marks not owned by us that appear herein are the property of their respective owners, who may or may not be affiliated with, connected to, or sponsored by us.



Printed on recycled paper

## Disposal Instruction

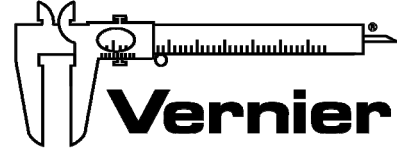
When disposing of this electronic product, do not treat it as household waste. Its disposal is subject to regulations that vary by country and region. This item should be given to an applicable collection point for the recycling of electrical and electronic equipment. By ensuring that this product is disposed of correctly, you help prevent potential negative consequences on human health or on the environment. The recycling of materials will help to conserve natural resources. For more detailed information about recycling this product, contact your local city office or your disposal service.



The symbol, shown here, indicates that this product must not be disposed of in a standard waste container.

## Warranty

Vernier warrants this product to be free from defects in materials and workmanship for a period of five years from the date of shipment to the customer. This warranty does not cover damage to the product caused by abuse or improper use.



**MEASURE. ANALYZE. LEARN.™**

**Vernier Software & Technology**  
13979 SW Millikan Way • Beaverton, OR 97005-2886  
Toll Free (888) 837-6437 • (503) 277-2299 • Fax (503) 277-2440  
info@vernier.com • www.vernier.com

Rev. 04/02/18

Go Direct and Go Wireless shown are our trademarks or registered trademarks in the United States. All other marks not owned by us that appear herein are the property of their respective owners, who may or may not be affiliated with, connected to, or sponsored by us.



Printed on recycled paper

## Disposal Instruction

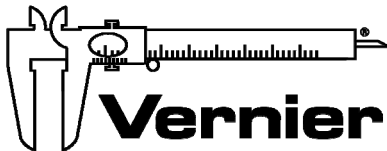
When disposing of this electronic product, do not treat it as household waste. Its disposal is subject to regulations that vary by country and region. This item should be given to an applicable collection point for the recycling of electrical and electronic equipment. By ensuring that this product is disposed of correctly, you help prevent potential negative consequences on human health or on the environment. The recycling of materials will help to conserve natural resources. For more detailed information about recycling this product, contact your local city office or your disposal service.



The symbol, shown here, indicates that this product must not be disposed of in a standard waste container.

## Warranty

Vernier warrants this product to be free from defects in materials and workmanship for a period of five years from the date of shipment to the customer. This warranty does not cover damage to the product caused by abuse or improper use.



**MEASURE. ANALYZE. LEARN.™**

**Vernier Software & Technology**  
13979 SW Millikan Way • Beaverton, OR 97005-2886  
Toll Free (888) 837-6437 • (503) 277-2299 • Fax (503) 277-2440  
info@vernier.com • www.vernier.com

Rev. 04/02/18

Go Direct and Go Wireless shown are our trademarks or registered trademarks in the United States. All other marks not owned by us that appear herein are the property of their respective owners, who may or may not be affiliated with, connected to, or sponsored by us.



Printed on recycled paper

## Disposal Instruction

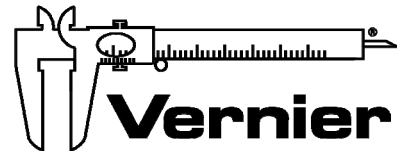
When disposing of this electronic product, do not treat it as household waste. Its disposal is subject to regulations that vary by country and region. This item should be given to an applicable collection point for the recycling of electrical and electronic equipment. By ensuring that this product is disposed of correctly, you help prevent potential negative consequences on human health or on the environment. The recycling of materials will help to conserve natural resources. For more detailed information about recycling this product, contact your local city office or your disposal service.



The symbol, shown here, indicates that this product must not be disposed of in a standard waste container.

## Warranty

Vernier warrants this product to be free from defects in materials and workmanship for a period of five years from the date of shipment to the customer. This warranty does not cover damage to the product caused by abuse or improper use.



**MEASURE. ANALYZE. LEARN.™**

**Vernier Software & Technology**  
13979 SW Millikan Way • Beaverton, OR 97005-2886  
Toll Free (888) 837-6437 • (503) 277-2299 • Fax (503) 277-2440  
info@vernier.com • www.vernier.com

Rev. 04/02/18

Go Direct and Go Wireless shown are our trademarks or registered trademarks in the United States. All other marks not owned by us that appear herein are the property of their respective owners, who may or may not be affiliated with, connected to, or sponsored by us.



Printed on recycled paper